



વીર નર્મદ દક્ષિણ ગુજરાત યુનિવર્સિટી  
Veer Narmad South Gujarat University  
સત્યમ્ જ્ઞાનમ્ અનન્તમ્

VEER NARMAD  
SOUTH GUJARAT  
UNIVERSITY  
EXAMINATION  
USERGUIDE

➤ **Candidate Instructions:**

Online Examination System

Veer Narmad South Gujarat University

---

**Login**

Username \*

Password \*

Active Tests \*

[Select Active Tests](#)

[Login](#)

[Trouble logging in](#)

**Instructions**

[Link to Examination Guidelines](#)

Requirements for online examination:

**Username -- SPID [Online Students] / ID [Offline Students]**

**Password -- Your Mobile No.**

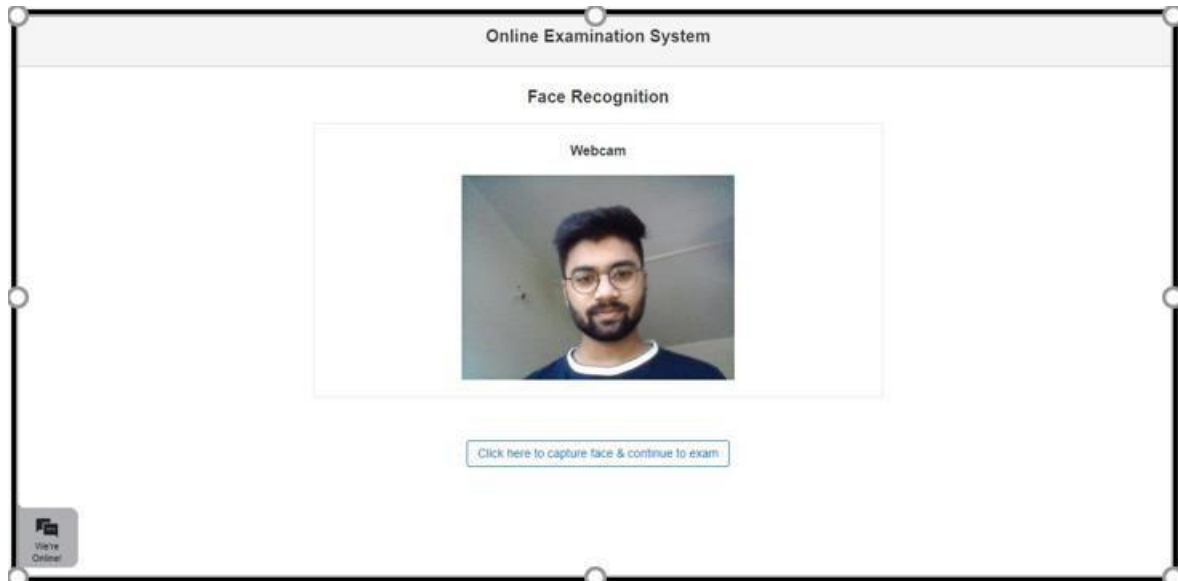
3. Android phone, desktop, laptop (Windows/Linux/Mac) with working front camera as webcam.
4. Please use an updated version of **Google Chrome** or **Mozilla Firefox** only.
5. Please ensure a reliable internet connection.
6. Please ensure your mobile or laptop is fully charged.
7. Please keep required stationery handy with you (pencil, pen, rough sheet etc.)

---

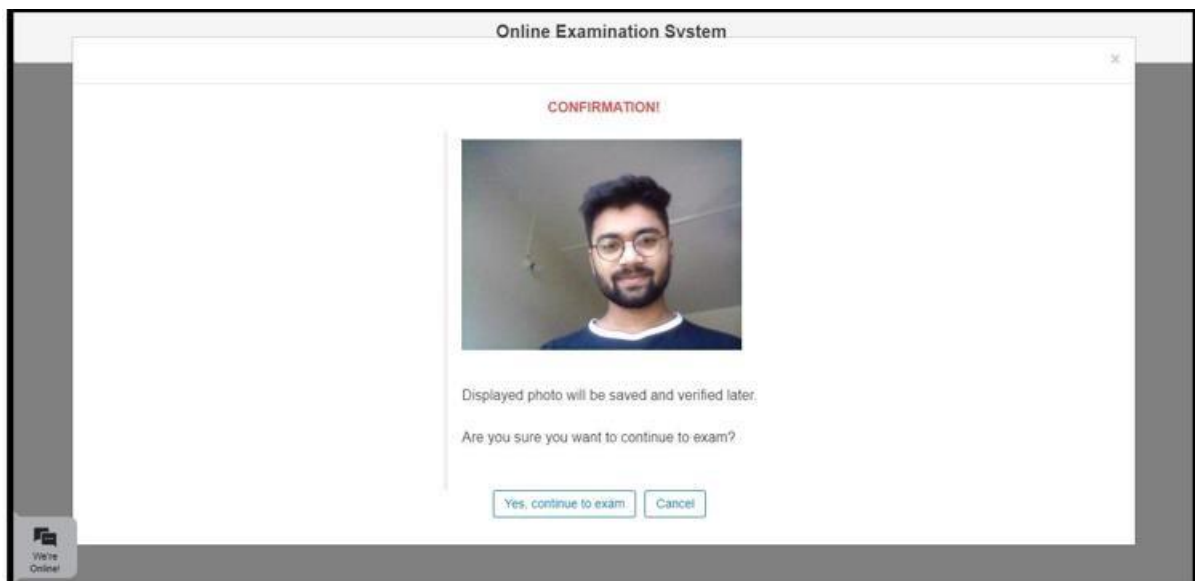
- Username is your **SPID [Online Students] / ID [Offline Students]**
- Password is your **Mobile Number**
- Click on Active test and select the appropriate test **from the drop-down list**

- **Face Recognition**

- To Proceed into the exam, click on the below button
- Click here to capture face & continue to exam

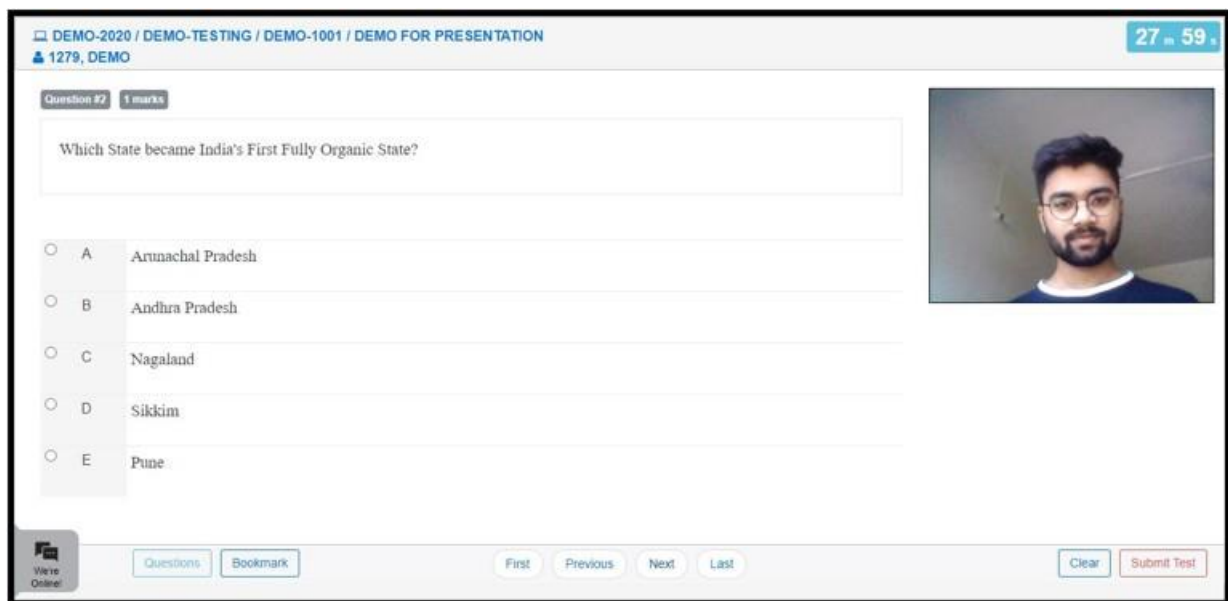


- A confirmation page will appear as given in the below image
- To proceed into the exam, click on “Yes, continue to exam”



### - Webcam/ Photo Capturing

1. The webcam captures your face randomly for security purposes and verifies various aspects to ensure integrity of examinations.
2. We will be monitoring the examination. Any malpractices found on your end will disallow you to continue the examinations. You will see various warnings before you are disconnected.
3. Please be alone in the room during the examination
4. Ensure there is no noise, or no one is talking in the room during the examination
5. During monitoring if, more than one person found in the nearby areas your examination will put on hold and further action would be taken.



**- Exam Page-**

Demo Online Examination  
demo\_1532501709149216, demo\_1532501709149216

19<sup>m</sup> 47<sup>s</sup>

Question #1 1 marks

Are you playing tennis?

Option	Description
<input type="radio"/> A	simple present
<input type="radio"/> B	simple past
<input type="radio"/> C	present continuous
<input type="radio"/> D	past continuous

Questions

Bookmark

Invalid

First

Previous

Next

Last

Clear

Submit Test

## ➤ STEPS FOR SYSTEM FUNCTION

The screenshot shows an online examination interface. At the top, there are four callout boxes with arrows pointing to specific parts of the page: 'Question Information' points to the top-left area containing 'Demo Online Examination', 'demo\_1532501709149216', 'demo\_1532501709149216', 'Question #1', and '3 marks'; 'User Information' points to the top-center area; 'Question Description' points to the top-right area; and 'Timer' points to the top-right corner showing '19 .. 47'. Below these callouts, the interface displays a question: 'Are you playing tennis?'. Underneath the question is a table with two columns: 'Option' and 'Description'. The options are A, B, C, and D, with their corresponding descriptions: 'simple present', 'simple past', 'present continuous', and 'past continuous'. At the bottom of the page, there is a navigation bar with buttons for 'Questions', 'Bookmark', 'Invalid', 'First', 'Previous', 'Next', 'Last', 'Clear', and 'Submit Test'.

### ❖ Description

- Examination page is displayed to user after successful login. Following sections explain different parts of examination page.
- **Candidate's Information**
  - Candidate's full name is displayed at top-left of the page.
- **Timer**
  - Your remaining exam time will be displayed at top-right of the page.
- **Question Information**
  - Question number, marks for question, bookmark and Invalid status of question is displayed in this section which appears below the top row.
- **Question Description**
  - This section (light gray box) is the actual question displayed to user.

The screenshot shows an online examination interface. At the top, it displays 'Demo Online Examination' and 'demo\_1532501709149216, demo\_1532501709149216' on the left, and a timer '14 m 57 s' on the right. Below this, there are 'Question #1' and '1 marks' indicators. The main question is 'Are you playing tennis?'. Below the question is a table with two columns: 'Option' and 'Description'. The options are A, B, C, and D, with descriptions 'simple present', 'simple past', 'present continuous', and 'past continuous' respectively. At the bottom, there are three main sections: 'Questions, Bookmark and Invalid' (containing 'Questions', 'Bookmark', and 'Invalid' buttons), 'NAVIGATION' (containing 'First', 'Previous', 'Next', and 'Last' buttons), and 'Clear and Submit Button' (containing 'Clear' and 'Submit Test' buttons). A vertical box on the left contains the letters 'O', 'P', 'T', 'I', 'O', 'N' with a blue arrow pointing to the options section. Blue arrows also point from the bottom sections to their respective labels.

Option	Description
<input type="radio"/> A	simple present
<input type="radio"/> B	simple past
<input type="radio"/> C	present continuous
<input type="radio"/> D	past continuous

### ➤ Options

- This section displays all options available for the question displayed above. Candidate should click on one of the options to mark their answer.

### ➤ Navigation

- Bottom-center of exam page has four navigation links (First, Previous, Next, Last) to move across questions.

### ➤ Questions, Bookmark and Invalid

- Bottom-left of the page has three buttons. Clicking on “Questions” buttons shows list of questions (Explained later). Clicking on “Bookmark” button adds a bookmark icon to the question in case user wants to revisit (go back to) the question later.
- Clicking on “Invalid” button adds Invalid icon to the question in case user believes the answers are incorrect.

### ➤ Clear and Submit Test

- Bottom-right of the page has two buttons. Clicking on “Clear” deselects option if candidate has selected one. Clicking on “Submit Test” button prompts candidate to confirm that candidate wants to submit/end test.

The screenshot displays an online examination interface. At the top, a green notification bar reads "Saved Message" with an upward-pointing arrow. Below this, a header bar shows "Demo Online Examination" and "demo\_1532501709149216, demo\_1532501709149216" on the left, and "9 of 50" on the right. A green bar below the header says "Saved option (C) for question (1)". The question is "Are you playing tennis?". Below the question is a table with two columns: "Option" and "Description".

Option	Description
<input type="radio"/> A	simple present
<input type="radio"/> B	simple past
<input checked="" type="radio"/> C	present continuous
<input type="radio"/> D	past continuous

A box labeled "Select" has an arrow pointing to the selected option C. At the bottom, there are navigation buttons: "Questions", "Bookmark", "Invalid", "First", "Previous", "Next", "Last", "Clear", and "Submit Test".

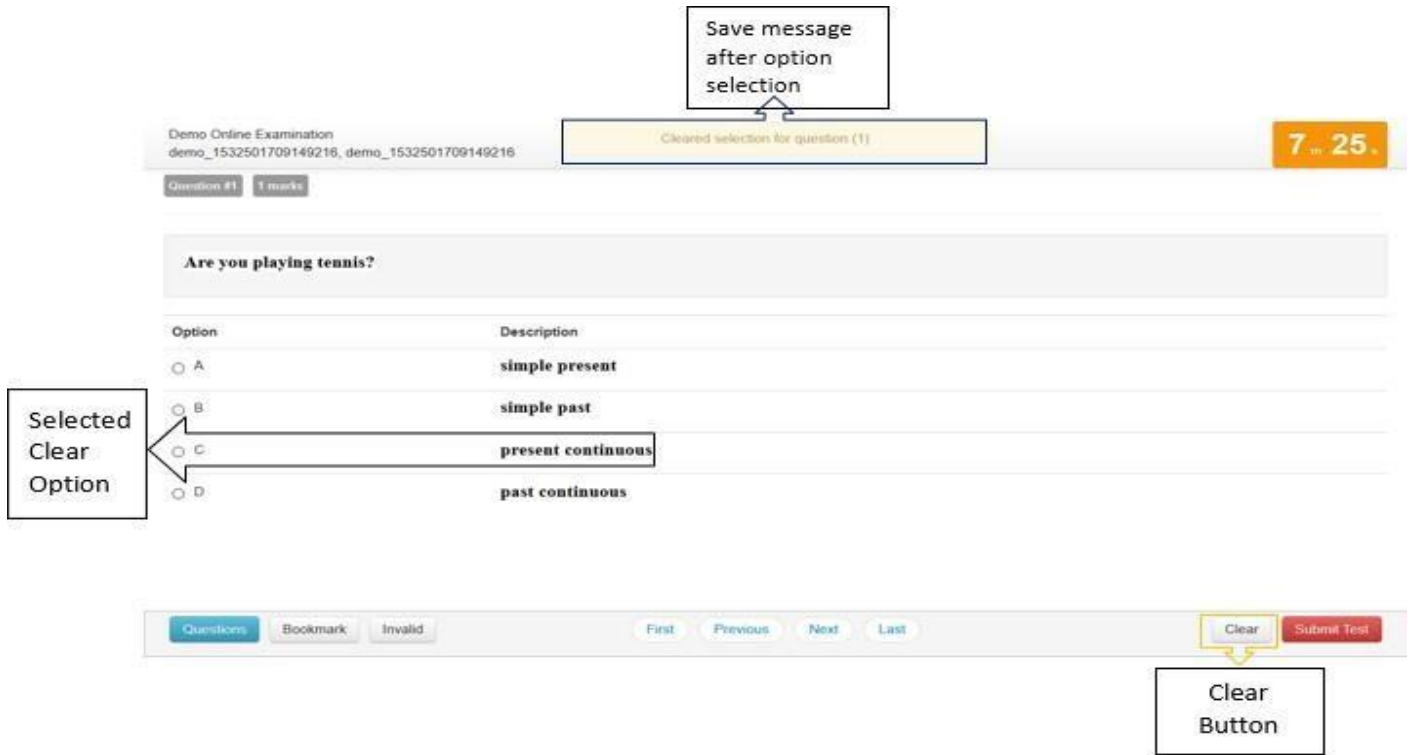
➤ **Select Option**

- Clicking on one of the radio buttons next to option selects and saves the option for the question displayed. If the option is saved successfully, a green notification bar confirming save is displayed at top of the page.

➤ **Saved Message**

- A green notification bar confirming save is displayed at top of the page. In case of any error, a red bar appears. Candidate should immediately notify administrators in case of error.





➤ **Clear Option**

- Clicking on “Clear” button deselects the option for the displayed question if the candidate has selected one. If no option was selected, this button does not have any effect.

➤ **Clear Message**

- A light-yellow bar confirming clear appears on top of the page if the option was cleared for the question successfully.

Demo Online Examination  
demo\_1532501709149216, demo\_1532501709149216

2 m 26 s

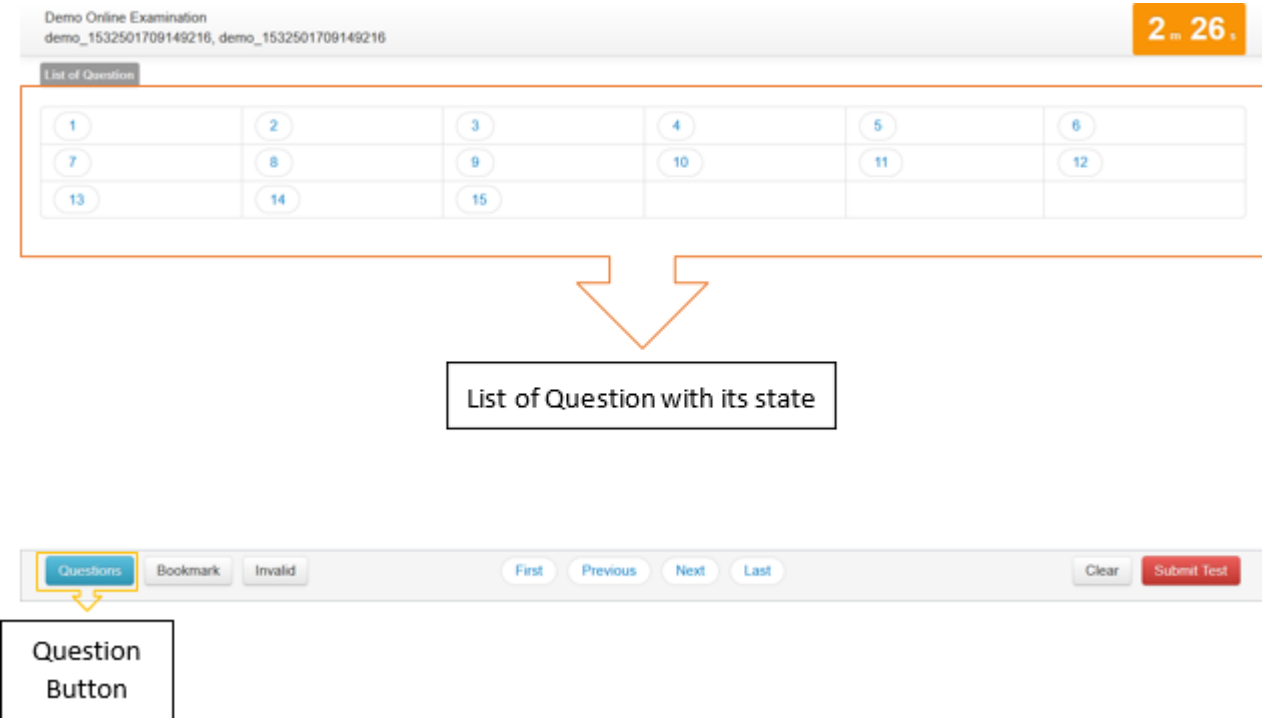
List of Question

1	2	3	4	5	6
7	8	9	10	11	12
13	14	15			

List of Question with its state

Questions Bookmark Invalid First Previous Next Last Clear Submit Test

Question Button



➤ **Questions Button**

- Clicking on “Questions” button display’s candidates’ responses to each question.

➤ **List of Questions**

- This section/table shows all questions along with option selected by the candidate for each question. It also shows bookmarks if any. Question numbers are clickable and will take the candidate directly to the clicked question.

Demo Online Examination  
demo\_1532501709149216, dem

Question #9 1 marks

1 52

Bookmark Icon, it indicates question is bookmark for review

Tanya is older than Eric.Cliff is older than Tanya.  
Eric is older than Cliff.  
If the first two statements are true, the third statement is

Option	Description
<input type="radio"/> A	true
<input type="radio"/> B	false
<input type="radio"/> C	uncertain
<input type="radio"/> D	Don't know

Questions Bookmark Invalid First Previous Next Last Clear Submit Test

Bookmark Button

➤ **Bookmark Button**


- Clicking on “Bookmark” button marks the displayed question with bookmark icon. Bookmarks are useful if candidate wants to revisit (go back to) a question later.

➤ **Bookmark Icon**

- Bookmark icon is displayed in the question information section of the page alongside question number and marks.

Demo Online Examination  
demo\_1532501709148216, demo\_15

1 in 30

Question #9 1 marks 

Invalid Icon, it indicates question reported is invalid

**Tanya is older than Eric.Cliff is older than Tanya.  
Eric is older than Cliff.  
If the first two statements are true, the third statement is**

Option	Description
<input type="radio"/> A	<b>true</b>
<input type="radio"/> B	<b>false</b>
<input type="radio"/> C	<b>uncertain</b>
<input type="radio"/> D	<b>Don't know</b>

Questions Bookmark Invalid First Previous Next Last Clear Submit Test

Invalid Button

### ➤ Invalid Button

- Clicking on “Invalid” button marks the displayed question with Invalid icon. Invalid is useful if candidate believes the answers are incorrect.

### ➤ Invalid Icon

- Invalid icon is displayed in the question information section of the page alongside question number and marks.

Demo Online Examination  
demo\_1532501709149216, demo\_1532501709149216

1 m 52 s

Question # 1 marks

**Tanya is older than Eric.Cliff is older than Tanya.  
Eric is older than Cliff.  
If the first two statements are true, the third statement is**

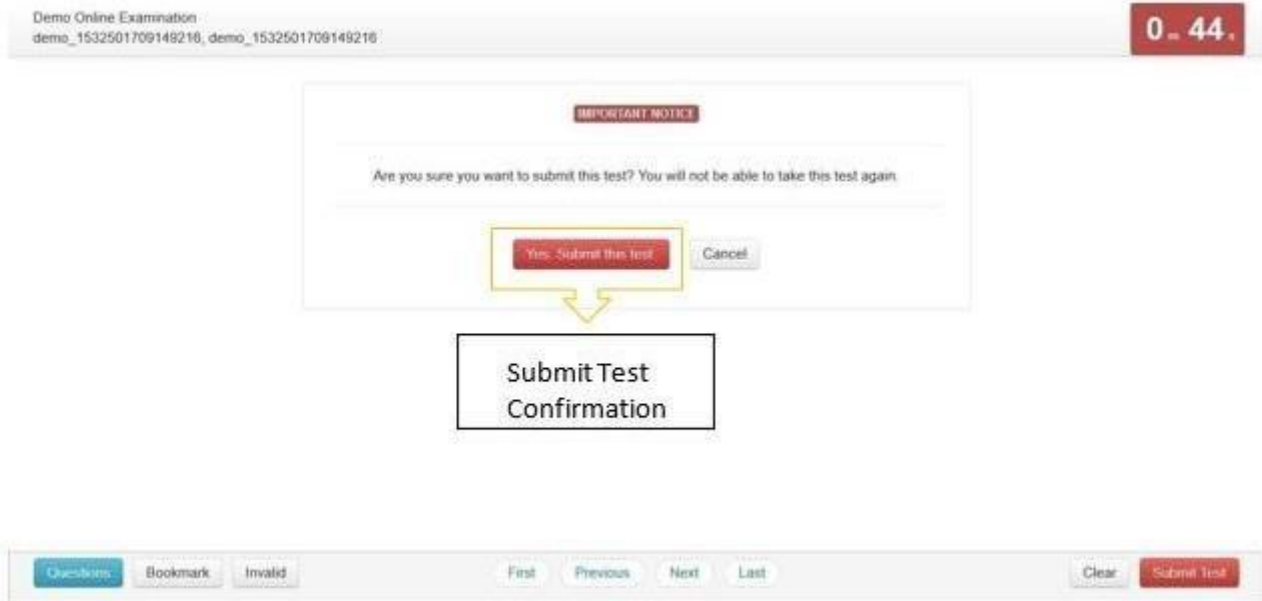
Option	Description
<input type="radio"/> A	<b>true</b>
<input type="radio"/> B	<b>false</b>
<input type="radio"/> C	<b>uncertain</b>
<input type="radio"/> D	<b>Don't know</b>

Questions Bookmark Invalid First Previous Next Last Clear **Submit Test**

**Submit Button**

➤ **Submit Button**

- Candidate may click on “Submit Test” button if he/she wants to submit/end test before timer expires. If time expires, on completion of 120 min (2 hours) the exam will be submitted automatically candidate exam is submitted automatically.



➤ **Submit Confirmation Message**

- A confirmation message is displayed before submitting the test. Candidate should choose carefully. **Test once submitted cannot be re-opened.**

**THANK YOU**